

Made-To-Measure



2000/1000 Custom Collection

CENTURY FURNITURE®

Infinite Possibilities. Unlimited Attention.®

CenturyFurniture.com

Series 2000 Made-To-Measure



Above: 20-50 Sofa

Sock Arm Straight Cushion, Boxed Welting Back, Boxed Welting Cushion, Kickpleat Skirt

Below: 20-50 Sofa

Envelope Arm T-Cushion, Boxed Welting Back, Boxed Welting Cushion, Waterfall Skirt



Made-To-Measure

2000 Custom Collection Arm Options



AS
Envelope Arm
Straight Cushion




AT
Envelope Arm
T-Cushion




CS
Pleated Sock Arm
Straight Cushion



CT
Pleated Sock Arm
T-Cushion




ET
English Arm
T-Cushion



LS
Lawson Arm
Straight Cushion



LT
Lawson Arm
T-Cushion




PS
Pleated Arm
Straight Cushion



PT
Pleated Arm
T-Cushion



SS
Sock Arm
Straight Cushion



ST
Sock Arm
T-Cushion



TS
Track Arm
Straight Cushion



TT
Track Arm
T-Cushion

2000 Custom Collection Leg & Base Options



Turned Bun Leg



Tapered Square Leg



Kickpleat Skirt



Upholstered Base



Waterfall Skirt

Seat & Back Cushion Options

Knife-Edged Welted

Boxed Weltless

Knife-Edged Weltless

Boxed Welted

Loose Cushion Back

Box Saddle-Stitched Weltless

Attached Cushion Back

Note About Cushions:

All seats are produced standard in Spring Down, and all backs are produced in Fiber Down.

Please refer to the Century Upholstery Price List for additional options.



20-60 Chair
Track Arm Straight Cushion, Boxed With Welted Seat
And Back Cushion, Tapered Square Leg



Additional Options For BOTH T

Choose from over 2,000 fabric and leather options, or your choice of a wide variety of pillows and pillow treatments and dozens of wood finishes and nailhead options.

Made-To-Measure Series 2000 and 1000 are available in depths and heights. Please contact customer service for



2000 Sectional
English Arm T-Cushion, Box Welted Seat Cushion, Knife-Edged Welted Back, Kickpleat Skirt



20-50 Sofa
Sock Arm Straight Cushion Arm, Box Welted Seat and Back, Kickpleat Skirt



The 2000 & 1000 Custom Series

you can supply us with your own fabric.* You have
tments, decorative border treatments, cords, quilting,

n by the inch widths. You may also request custom
r additional information.



10-60 Chair

Track Arm Straight Cushion, Boxed With Welted Back
And Seat Cushion, Tapered Square Leg



1000 Sectional

Sock Arm T-Cushion Arm, Box Weltless Back and Seat Cushion, Waterfall Skirt




10-50 Sofa

Lawson Arm Straight Cushion, Boxed Welted Seats & Back, Kick Pleat Skirt

Made-To-Measure

1000 Custom Collection Arm Options




AS
Envelope Arm
Straight Cushion



AT
Envelope Arm
T-Cushion



DS
Sloped Track Arm
Straight Cushion
1000 Series Only



ES
English Arm
Straight Cushion
1000 Series Only



ET
English Arm
T-Cushion



LS
Lawson Arm
Straight Cushion




LT
Lawson Arm
T-Cushion



PS
Pleated Arm
Straight Cushion



PT
Pleated Arm
T-Cushion



SS
Sock Arm
Straight Cushion



ST
Sock Arm
T-Cushion



TS
Track Arm
Straight Cushion



TT
Track Arm
T-Cushion

1000 Custom Collection Leg & Base Options



Wood Square
Tapered Foot



Wood Turned Foot



Kickpleat Skirt



Waterfall Skirt

Seat & Back Cushion Options

Knife-Edged Welted

Boxed Weltless

Knife-Edged Weltless

Boxed Welted

Loose Cushion Back

Box Saddle-Stitched Weltless

Attached Cushion Back

Note About Cushions:

All seats are produced standard in Spring Down, and all backs are produced in Fiber Down.

Please refer to the Century Upholstery Price List for additional options.

Series 1000 Made-To-Measure



Above: 10-50 Sofa

English Arm Straight Cushion, Boxed Welted Back and Seat Cushion, Kickpleat Skirt

Below: 10-50 Sofa

Envelope Arm Straight Cushion, Loose Knife-Edge Weltless Back, Boxed Weltless Seat Cushion, Waterfall Skirt



Made-To-Measure Series 2000 Checklist

STEP 1: Choose your frame

- 20-10 Armless Chair
- 20-15 LAF Cornering Chair
- 20-16 RAF Cornering Chair
- 20-20 Armless Sofa:
Widths in 1" increments from 48" to 100"
- 20-21 LAF Sofa:
Widths in 1" increments from 32" - 100"
- 20-22 RAF Sofa:
Widths in 1" increments from 32" - 100"
- 20-25 Cornering Sofa
- 20-31 LAF Cornering Sofa:
Widths in 1" increments from 72" - 120"
- 20-32 RAF Cornering Sofa:
Widths in 1" increments from 72" - 120"
- 20-36 Ottoman
- 20-37 Ottoman
- 20-50 Chair n Half:
Widths in 1" increments from 54" - 59"
- 20-50 Sofa: Widths in 1" increments from 60" - 100"
- 20-60 Chair
- 20-61 LAF Chaise
- 20-62 RAF Chaise
- 20-63 Chaise
- 20-71 LAF Hex Corner
- 20-72 RAF Hex Corner
- 20-73 Armless Hex Corner
- 20-75 Wedge

STEP 2: Choose your arm

- AT** Envelope Arm T-Cushion
- AS** Envelope Arm Straight Cushion
- CT** Pleated Sock Arm T-Cushion
- CS** Pleated Sock Arm Straight Cushion
- ET** English Arm T-Cushion
- LT** Lawson Arm T-Cushion
- LS** Lawson Arm Straight Cushion
- PS** Pleated Arm Straight Cushion
- PT** Pleated Arm T-Cushion
- SS** Sock Arm Straight Cushion
- ST** Sock Arm T-Cushion
- TS** Track Arm Straight Cushion
- TT** Track Arm T-Cushion

STEP 3: Choose your base

- Turned Bun Leg
- Tapered Square Leg
- Dressmaker Skirt
- Upholstered Base
- Waterfall Skirt

STEP 4: Choose your seat & back cushion

- Knife-Edged Welted
- Knife-Edged Weltless
- Boxed Welted
- Boxed Weltless
- Boxed Saddlestitched, Weltless
- Loose Cushion Back
- Semi-Attached Cushion Back

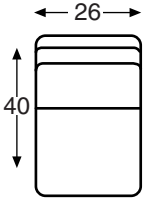
For complete ordering details, additional options, fabrics and complete pricing details, refer to the Century Made-To-Order Pricing List.

CENTURY FURNITURE®

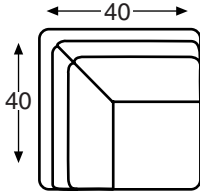
Infinite Possibilities. Unlimited Attention.®

CenturyFurniture.com

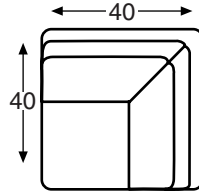
Series 2000 Frame And Width Options



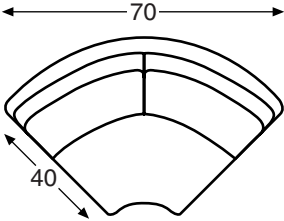
20-10 Armless Chair:
w 26 d 40 h 37



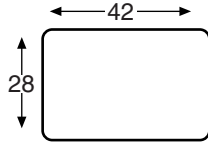
20-15 LAF
Cornering Chair:
w 40 d 40 h 37



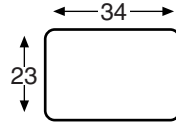
20-16 RAF
Cornering Chair:
w 40 d 40 h 37



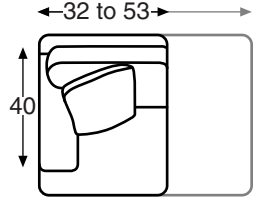
20-25 Cornering Sofa:
w 70 d 40 h 37



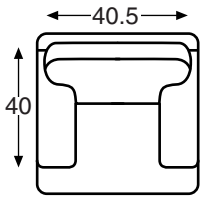
20-36 Ottoman:
w 42 d 28 h 21



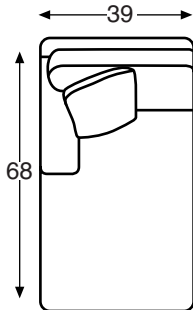
20-37 Ottoman:
w 34 d 23 h 21



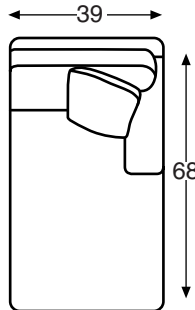
20-21 LAF Sofa:
w 32-53 d 40 h 37



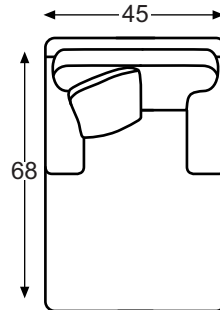
20-60 Chair:
w 40.5 d 40 h 37



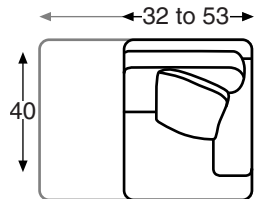
20-61 LAF Chaise:
w 39 d 68 h 37



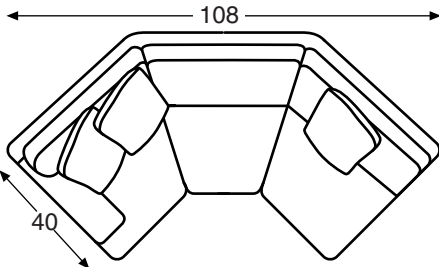
20-62 RAF Chaise:
w 39 d 68 h 37



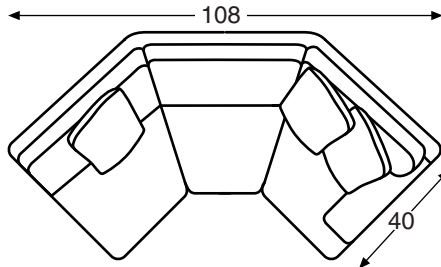
20-63 Chaise:
w 45 d 68 h 37



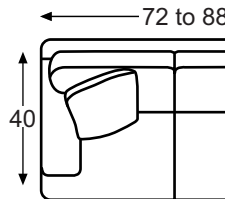
20-22 RAF Sofa:
w 32-53 d 40 h 37



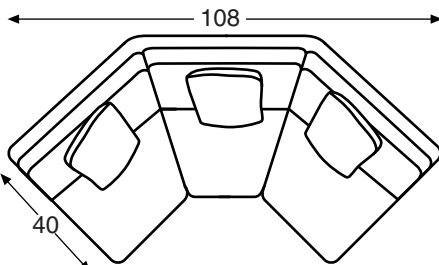
20-71 LAF Hex Corner:
w 108 d 40 h 37



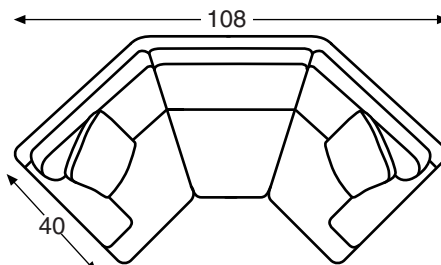
20-72 RAF Hex Corner:
w 108 d 40 h 37



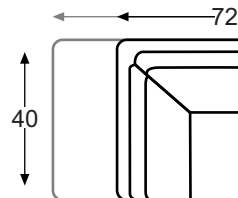
20-31 LAF Corn
w 72-88 d 40 h 37



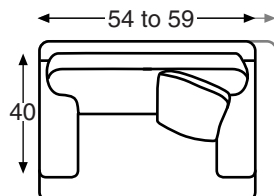
20-73 Armless Hex Corner:
w 108 d 40 h 37



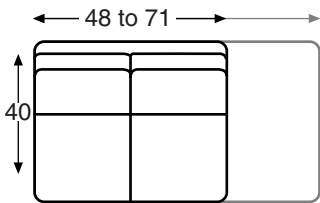
20-75 Wedge:
w 108 d 40 h 38



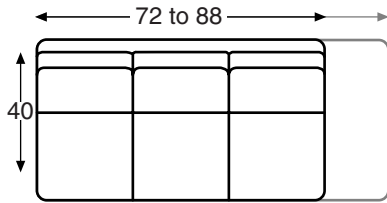
20-32 RAF Corne
w 72-88 d 40 h 37



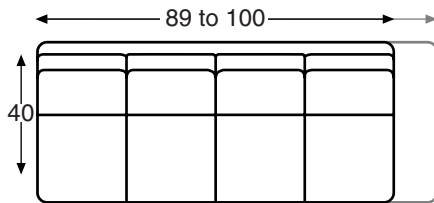
20-50 Chair n Half:
w 54-59 d 40 h 37



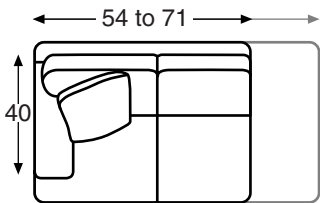
20-20 Armless Sofa:
w 48-71 d 40 h 37



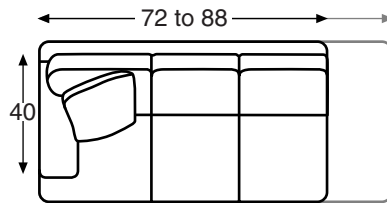
20-20 Armless Sofa:
w 72-88 d 40 h 37



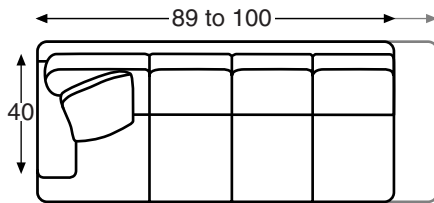
20-20 Armless Sofa:
w 89-100 d 40 h 37



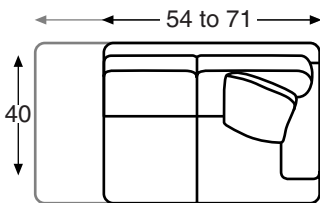
20-21 LAF Sofa:
w 54-71 d 40 h 37



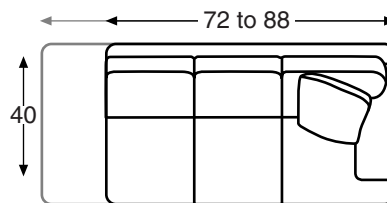
20-21 LAF Sofa:
w 72-88 d 40 h 37



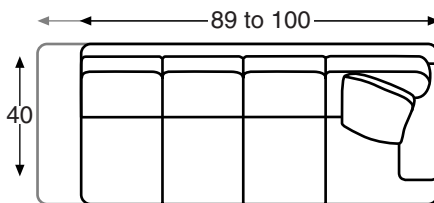
20-21 LAF Sofa:
w 89-100 d 40 h 37



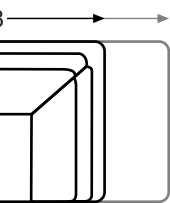
20-22 RAF Sofa:
w 54-71 d 40 h 37



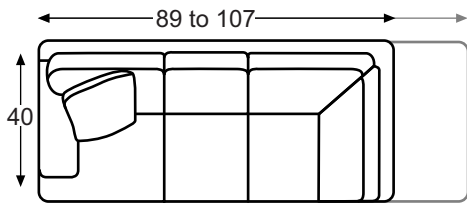
20-22 RAF Sofa:
w 72-88 d 40 h 37



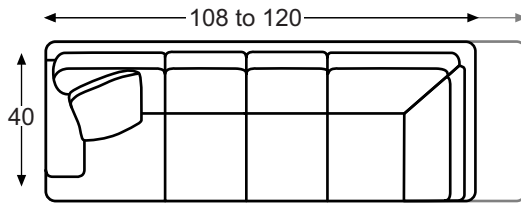
20-22 RAF Sofa:
w 89-100 d 40 h 37



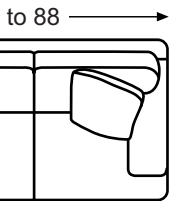
Cornering Sofa:
d 40 h 37



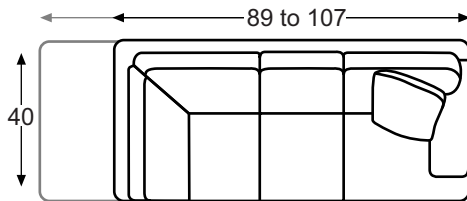
20-31 LAF Cornering Sofa:
w 89-107 d 40 h 37



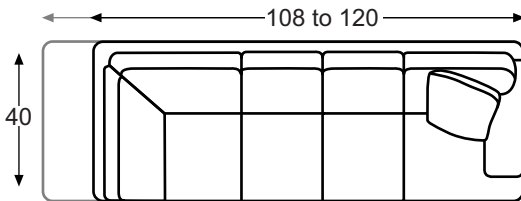
20-31 LAF Cornering Sofa:
w 108-120 d 40 h 37



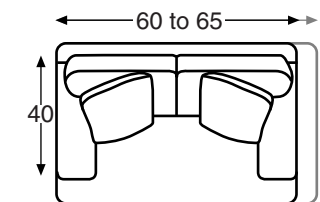
Cornering Sofa:
d 40 h 37



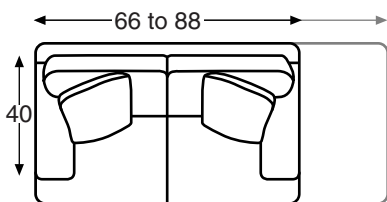
20-32 RAF Cornering Sofa:
w 89-107 d 40 h 37



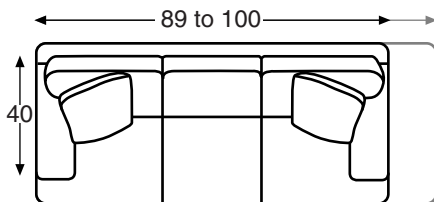
20-32 RAF Cornering Sofa:
w 108-120 d 40 h 37



20-50 Sofa:
w 60-65 d 40 h 37



20-50 Sofa:
w 66-88 d 40 h 37



20-50 Sofa:
w 89-100 d 40 h 37

Made-To-Measure Ordering Information.

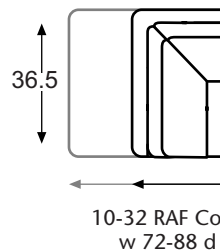
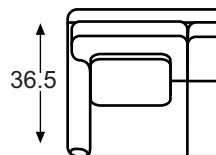
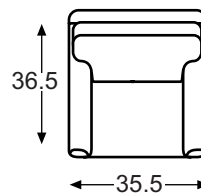
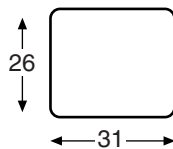
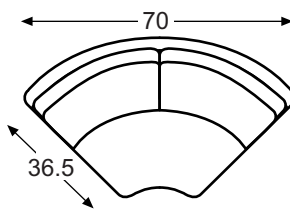
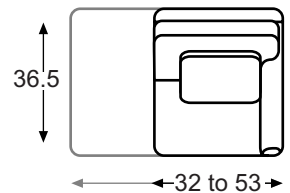
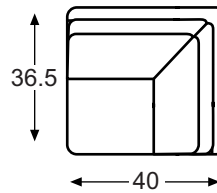
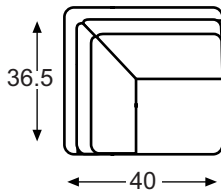
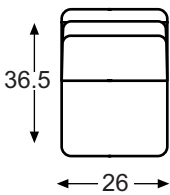
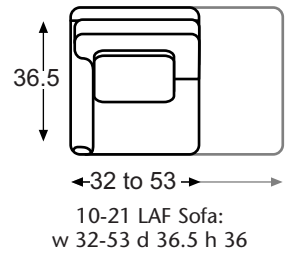
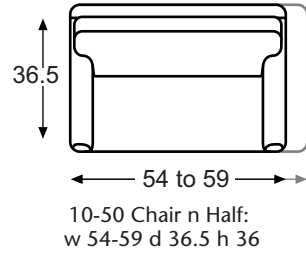
With the Century Furniture Made-To-Measure Collection, we have developed a collection of chair, sofa and ottoman frames that you can customize to the size you need...in the fabric or leather of your choice...with details you want.

Whether you are furnishing a smaller, contemporary metropolitan space, a sprawling traditional estate, or something in between, you can furnish any space with custom sized fine furniture.

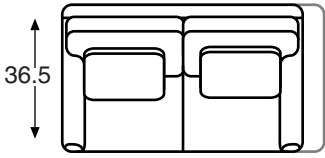
Please use this guide as a primer to help you create the perfect pieces:

- Frame options & sizes
- Arms
- Seats & Backs
- Bases
- Fabric, pillow, finish and nailhead options

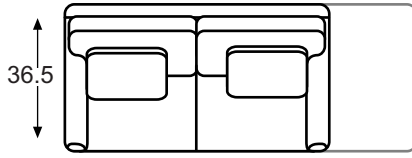
Welcome to the world of infinite possibilities & unlimited attention.



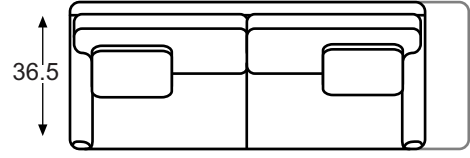
Series 1000 Frame And Width Options



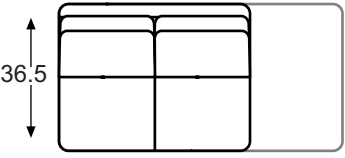
36.5
60 to 65
10-50 Sofa:
w 60-65 d 36.5 h 36



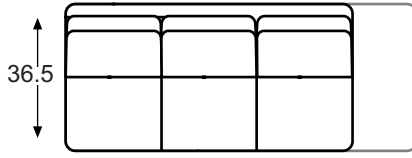
36.5
66 to 88
10-50 Sofa:
w 66-88 d 36.5 h 36



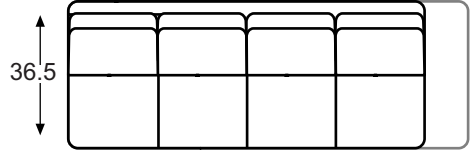
36.5
89 to 100
10-50 Sofa:
w 89-100 w 36 d 36.5



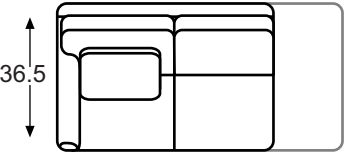
36.5
48 to 71
10-20 Armless Sofa:
w 48-71 d 36.5 h 36



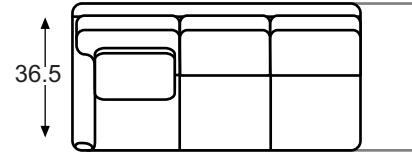
36.5
72 to 88
10-20 Armless Sofa:
w 72-88 d 36.5 h 36



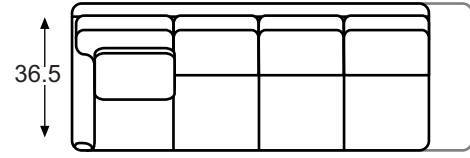
36.5
89 to 100
10-20 Armless Sofa:
w 89-100 d 36.5 h 36



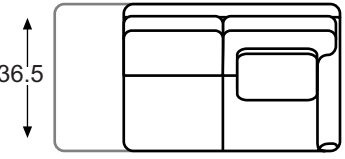
36.5
54 to 71
10-21 LAF Sofa:
w 54-71 d 36.5 h 36



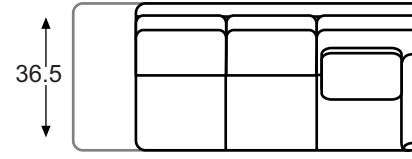
36.5
72 to 88
10-21 LAF Sofa:
w 72-88 d 36.5 h 36



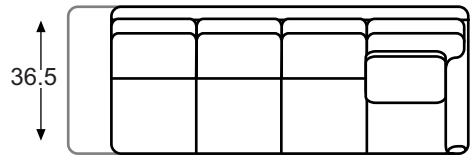
36.5
89 to 100
10-21 LAF Sofa:
w 89-100 d 36.5 h 36



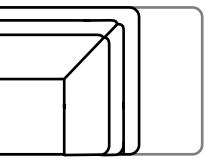
36.5
54 to 71
10-22 RAF Sofa:
w 54-71 d 36.5 h 36



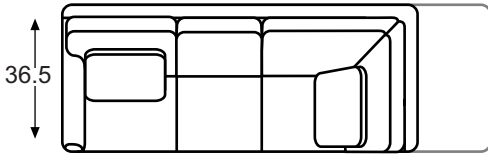
36.5
72 to 88
10-22 RAF Sofa:
w 72-88 d 36.5 h 36



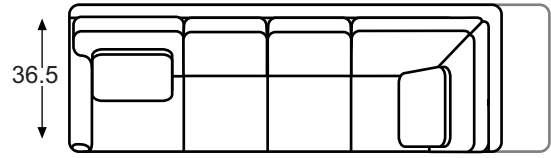
36.5
89 to 100
10-22 RAF Sofa:
w 89-100 d 36.5 h 36



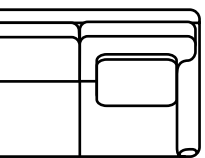
88
10-31 LAF Cornering Sofa:
w 89-107 d 36.5 h 36



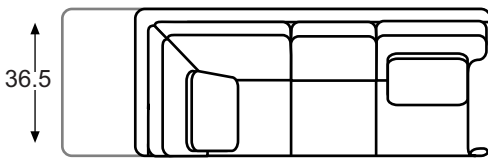
36.5
89 to 107
10-31 LAF Cornering Sofa:
w 89-107 d 36.5 h 36



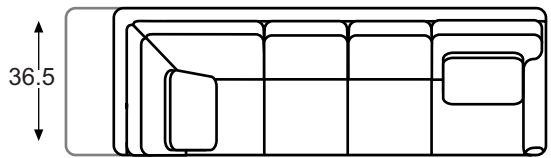
36.5
108 to 120
10-31 LAF Cornering Sofa:
w 108-120 d 36.5 h 37



72 to 88
10-32 RAF Cornering Sofa:
w 89-107 d 36.5 h 36



36.5
89 to 107
10-32 RAF Cornering Sofa:
w 89-107 d 36.5 h 36



36.5
108 to 120
10-32 RAF Cornering Sofa:
w 108-120 d 36.5 h 36

Made-To-Measure Series 1000 Checklist

STEP 1: Choose your frame

- 10-10 Armless Chair
- 10-15 LAF Cornering Chair
- 10-16 RAF Cornering Chair
- 10-20 Armless Sofa: Widths in 1" increments from 48" to 100"
- 10-21 LAF Sofa: Widths in 1" increments from 32" to 100"
- 10-22 RAF Sofa: Widths in 1" increments from 32" to 100"
- 10-25 Quarter Round
- 10-31 LAF Cornering Sofa: Widths in 1" increments from 72" to 120"
- 10-32 RAF Cornering Sofa: Widths in 1" increments from 72" to 120"
- 10-37 Ottoman
- 10-50 Chair N Half Width Options: Widths in 1" increments from 54" to 59"
- 10-50 Sofa Width Options: Widths in 1" increments from 60" to 100"
- 10-60 Chair

STEP 2: Choose your arm

- | | |
|--|---|
| <input type="checkbox"/> AT Envelope Arm T-Cushion | <input type="checkbox"/> PS Pleated Arm Straight Cushion |
| <input type="checkbox"/> AS Envelope Arm Straight Cushion | <input type="checkbox"/> PT Pleated Arm T-Cushion |
| <input type="checkbox"/> DS Sloped Track Arm | <input type="checkbox"/> SS Sock Arm Straight Cushion |
| <input type="checkbox"/> ES English Arm Straight Cushion | <input type="checkbox"/> ST Sock Arm T-Cushion |
| <input type="checkbox"/> ET English Arm T-Cushion | <input type="checkbox"/> TS Track Arm Straight Cushion |
| <input type="checkbox"/> LS Lawson Arm Straight Cushion | <input type="checkbox"/> TT Track Arm T-Cushion |
| <input type="checkbox"/> LT Lawson Arm T-Cushion | |

STEP 3: Choose your base

- | | |
|---|---|
| <input type="checkbox"/> Wood Turned Foot | <input type="checkbox"/> Dressmaker Skirt |
| <input type="checkbox"/> Wood Square Tapered Foot | <input type="checkbox"/> Waterfall |

STEP 4: Choose your seat & back cushion

- | | |
|---|---|
| <input type="checkbox"/> Knife-Edged Welted | |
| <input type="checkbox"/> Knife-Edged Weltless | <input type="checkbox"/> Boxed Saddlestitched, Weltless |
| <input type="checkbox"/> Boxed Welted | <input type="checkbox"/> Loose Cushion Back |
| <input type="checkbox"/> Boxed Weltless | <input type="checkbox"/> Semi-Attached Cushion Back |

For complete ordering details, additional options, fabrics and complete pricing details, refer to the Century Made-To-Order Pricing List.

CENTURY FURNITURE®

Infinite Possibilities. Unlimited Attention.®

CenturyFurniture.com



CENTURY FURNITURE®

Infinite Possibilities. Unlimited Attention.®
CenturyFurniture.com

P.O. Box 608 | Hickory, NC 28603

Main Office: 828.328.1851
Customer Service Fax: 828.326.8224

gfg/FCC/HA/4M/4-09

©2009, Century Furniture

